



Raz Kids - Info for Parents

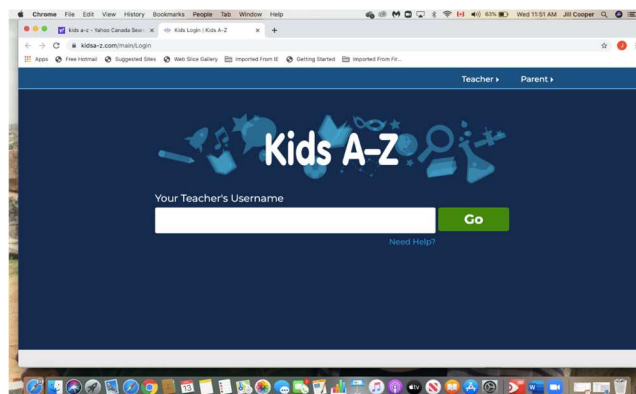
Please Note:

Your child's classroom teacher must initiate the Raz Kids program. This program cannot be independently used by parents. There are some leveled text samples available on the site for you to explore, but to access and use all the aspects of the program; your child's classroom teacher must initiate the set up.

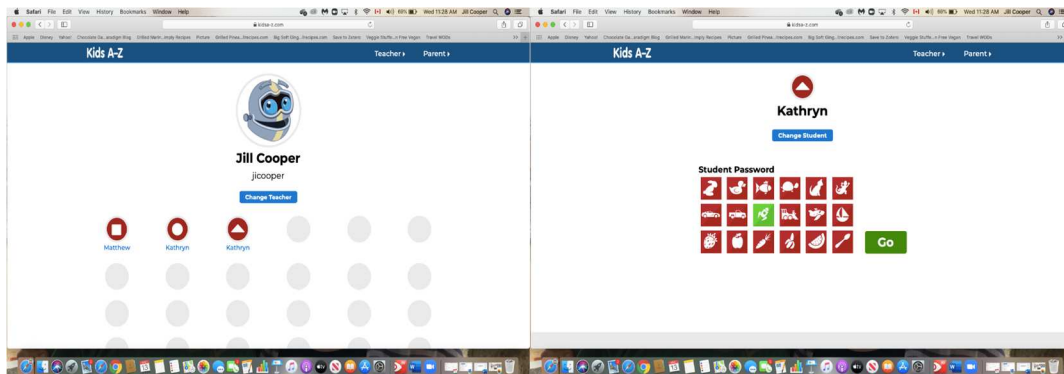
1. Once your child's teacher has created a student profile within his/her classroom you will receive a letter from RAZ KIDS with instructions for signing your child into the platform.



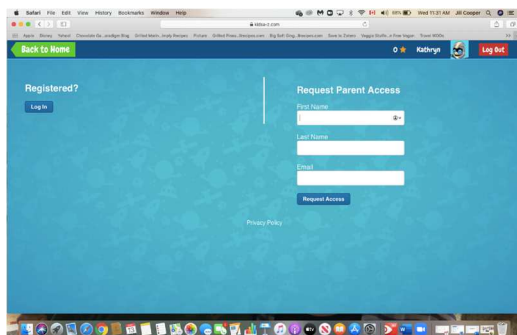
2. This letter will provide you with a username for your child and a password that has been created by the teacher. Follow the link provided in the letter and enter the teacher's user name.



3. Enter the username provided in the letter and you will be taken to the list of students in the class. Find your child's name and have them enter the password that the teacher sent in the letter.



You will be taken to a page where you will enter your name as the parent and your email address. This will be sent to the teacher who will approve your access and you will be ready to go!



You can navigate to the page where your child can access the texts.



You will be able to follow your child's progress through the parent portal.

